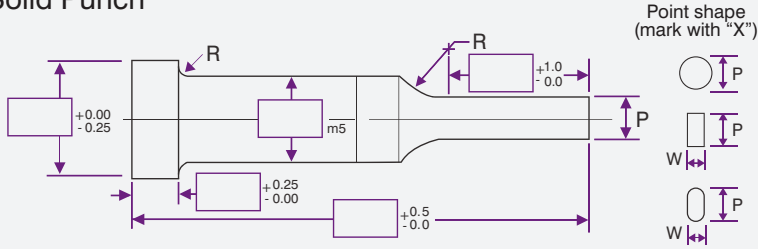


IMPORTANT: Please make sure all dimension boxes are filled in.

Solid Punch



P=	W=	Qty=
----	----	------

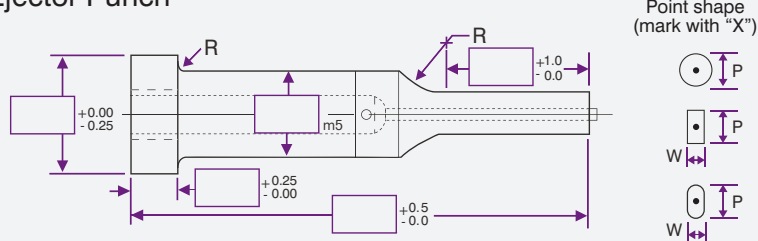
P=	W=	Qty=
----	----	------

P=	W=	Qty=
----	----	------

Material required below (mark with "X")

MAT Type	<input type="checkbox"/>	HSS	<input type="checkbox"/>	Toolsteel	<input type="checkbox"/>
----------	--------------------------	-----	--------------------------	-----------	--------------------------

Ejector Punch



P=	W=	Qty=
----	----	------

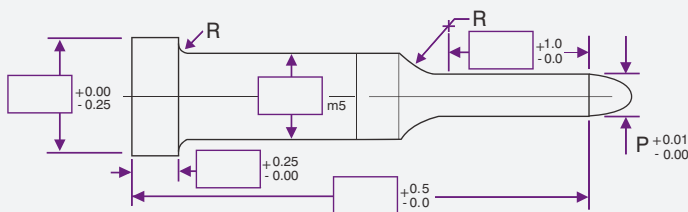
P=	W=	Qty=
----	----	------

P=	W=	Qty=
----	----	------

Material required below (mark with "X")

MAT Type	<input type="checkbox"/>	HSS	<input type="checkbox"/>	Toolsteel	<input type="checkbox"/>
----------	--------------------------	-----	--------------------------	-----------	--------------------------

Parabolic Pilot



P=	Qty=
----	------

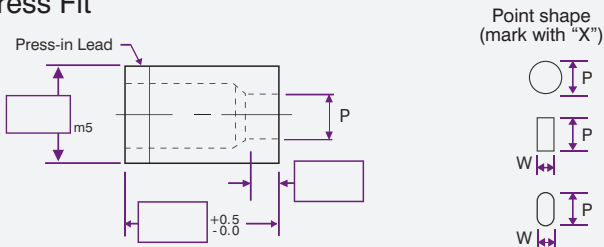
P=	Qty=
----	------

P=	Qty=
----	------

Material required below (mark with "X")

MAT Type	<input type="checkbox"/>	HSS	<input type="checkbox"/>	Toolsteel	<input type="checkbox"/>
----------	--------------------------	-----	--------------------------	-----------	--------------------------

Die Button Press Fit



P=	W=	Qty=
----	----	------

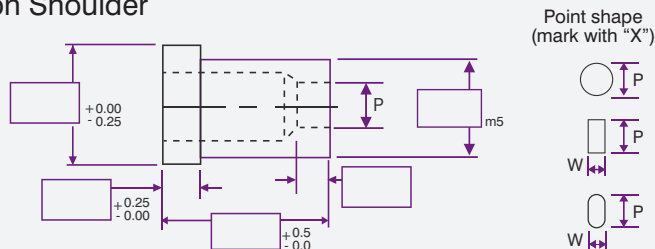
P=	W=	Qty=
----	----	------

P=	W=	Qty=
----	----	------

Material required below (mark with "X")

MAT Type	<input type="checkbox"/>	HSS	<input type="checkbox"/>	Toolsteel	<input type="checkbox"/>
----------	--------------------------	-----	--------------------------	-----------	--------------------------

Die Button Shoulder



P=	W=	Qty=
----	----	------

P=	W=	Qty=
----	----	------

P=	W=	Qty=
----	----	------

Material required below (mark with "X")

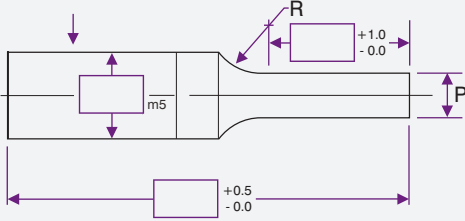
MAT Type	<input type="checkbox"/>	HSS	<input type="checkbox"/>	Toolsteel	<input type="checkbox"/>
----------	--------------------------	-----	--------------------------	-----------	--------------------------

Name: Company:

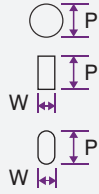
Telephone: Email:

IMPORTANT: Please make sure all dimension boxes are filled in.

Headless Punch



Point shape
(mark with "X")



P=	W=	Qty=
----	----	------

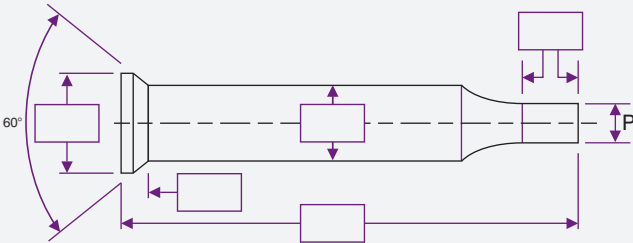
P=	W=	Qty=
----	----	------

P=	W=	Qty=
----	----	------

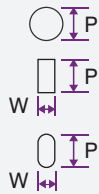
Material required below (mark with "X")

MAT Type	<input type="checkbox"/>	HSS	<input type="checkbox"/>	Toolsteel	<input type="checkbox"/>
----------	--------------------------	-----	--------------------------	-----------	--------------------------

D-Form Punch



Point shape
(mark with "X")



P=	W=	Qty=
----	----	------

P=	W=	Qty=
----	----	------

P=	W=	Qty=
----	----	------

Material required below (mark with "X")

MAT Type	<input type="checkbox"/>	HSS	<input type="checkbox"/>	Toolsteel	<input type="checkbox"/>
----------	--------------------------	-----	--------------------------	-----------	--------------------------

Name: Company:

Telephone: Email: